

IMPACT BED



MEDIUM DUTY

THE FIRST STEP IS PROPER BELT SUPPORT IN ALL TRANSFER APPLICATIONS.

Impact beds are designed and engineered to absorb the impact of falling material to prevent damage to the belt and protect the underlying structure. But in addition, and just as importantly, impact beds support the belt in the load zone in order for proper skirting-contact to be maintained throughout, reducing the chances of spillage and dust.

These beds now feature wing rollers to reduce friction as the belt leads into the load zone, reducing the chances of both damage and wear to the belt itself.



**New Feature included
on all American Eagle
support beds:
Wing Roller bracket
assemblies.**

Available for 24"-72" Belts

FEATURES AND BENEFITS:

WING ROLLER


- Ensures a perfect transition to impact bars
- Increases impact bar life by 50%
- Eliminates any additional drag to belt or damage
- Easy maintenance for replacement rollers

FOOT MOUNT

- Can be used for modular wall systems
- Can be used to mount safety guards

HEAVY STEEL CONSTRUCTION

- Double wing support brackets on either side of frame
- Main frame is 3"x4" heavy wall thickness
- All metal components powder coated



www.americaneaglemanufacturing.com

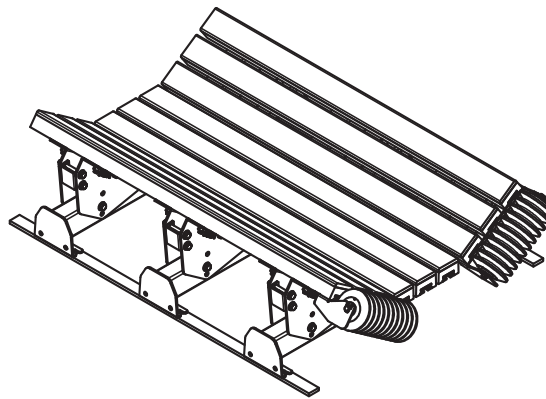
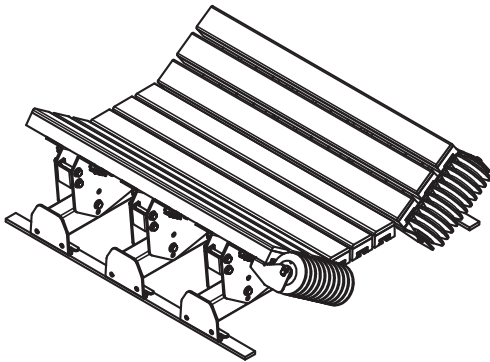
866-713-8985

IMPACT BED

Medium Duty

Specifications and Guidelines

- **Maximum Belt Speed**
800 FPM (5 M/sec)
- **Temperature Rating**
-40°F to 180°F (-40°C to 82°C)
- **Belt Width Available**
24" to 72" (450 to 1800 mm)
- **Impact Bar Material**
Composite molded plastic with rubber body and aluminum extrusion
- **Roller Construction**
6" Steel and Rubber Impact, CEMA D
- **Bed Lengths Available**
48" and 60" (1200 to 1500 mm)
- **Bed Troughing Angle**
Adjusts to 20°/35°/45°
(assembled at 35° for shipping)



Ordering Information

48" bed will accommodate
20, 35, 45 degree troughing roll-

Belt Width	Item Number	Bed Length	Frame QTY.	Bars QTY.
24"	EIBM24-48	48"	3	6
30"	EIBM30-48	48"	3	6
36"	EIBM36-48	48"	3	9
42"	EIBM42-48	48"	3	9
48"	EIBM48-48	48"	3	12
54"	EIBM54-48	48"	3	12
60"	EIBM60-48	48"	3	15
72"	EIBM72-48	48"	3	15

60" bed will accommodate
20, 35, 45 degree troughing rollers

Belt Width	Item Number	Bed Length	Frame QTY.	Bars QTY.
24"	EIBM24-60	60"	3	6
30"	EIBM30-60	60"	3	6
36"	EIBM36-60	60"	3	9
42"	EIBM42-60	60"	3	9
48"	EIBM48-60	60"	3	12
54"	EIBM54-60	60"	3	12
60"	EIBM60-60	60"	3	15
72"	EIBM72-60	60"	3	15

6" Wing Roller & Bracket



Note: Sold in sets of two.

IMPACT BED Replacement Parts

Belt Width	Item Number
24"	EIBWRA6-24
30"	EIBWRA6-30
36"	EIBWRA6-36
42"	EIBWRA6-42
48"	EIBWRA6-48
54"	EIBWRA6-54
60"	EIBWRA6-60
72"	EIBWRA6-72

Impact Bars



IMPACT BED Replacement Parts

Bar Length	Item Number
48"	EIBR-48
60"	EIBR-60



www.americaneaglemanufacturing.com

866-713-8985 fax (252) 633-5487

