

# AMERICAN EAGLE MANUFACTURING PRODUCT GUIDE



# SUPPORT BEDS

## Impact Beds

*Heavy Duty Applications*



## Impact & Roll Beds

*Heavy Duty Applications*



**BEFORE  
SELECTING  
THE PROPER  
SUPPORT BED,  
WE NEED TO  
KNOW...**

- Product Type
- Size of Product
- Drop Height of Product
- Tons per hour
- Belt Speed
- Belt Width
- Troughing Degree

## **NEW FEATURE!**

All support beds are equipped with lead-in rollers to lessen the drag and extend life of both bars and belt.




## Slider Bed



## Slide and Roll Beds

*Light Duty Applications*



Beds designed to a specific application available upon request.  
Call for more information.

## Impact Bed

*To Match Picking Idler Rollers*



## Slide & Roll Bed

*To accommodate side off-loading of product*



## Heavy Duty Belt Support


*For Transfer Point*

# COMPLETE LOAD ZONE SYSTEMS




**American Eagle's Complete Load Zone System: A cutting-edge single solution to your environmental, safety, and dust control issues.**

**FRONT CHUTE  
WITH WING ROLLERS**



**DUST CONTROL  
BAFFLE**



**EAGLE CLAW  
CLAMPS**




**OMEGA SEAL CLAMP  
WITH WING ROLLERS**



## 3 CRUCIAL COMPONENTS WHEN DESIGNING A LOAD ZONE

- How is the belt supported?
- What clamping system best suits your usage?
- What skirting or containment option will give the best results under your conditions?

*Without all three, a seal is not possible.*



For your convenience, we have a worksheet available that simplifies the selection process, so you can be sure to get exactly what you need. With your specifications we can efficiently and accurately give you a price and lead time for your project, complete with 3D modeling.

# SKIRTBOARD CLAMPS

## 6" Tall Standard Claw Clamp with Mounting Rail



All Claw Clamps designed  
with engaging teeth

## 4-1/2" Low Profile Eagle Claw Clamp with Mounting Rail



## 6-1/2" Eagle Claw Clamp & Plate



Plate is designed to shore up load zone  
outer walls that are inadequate.  
Note: Distance between belt and  
chute wall should be 1" to 2".

## 5-1/2" Low Profile Eagle Claw Clamp & Plate



Plate is designed to shore up load  
zone outer walls that are inadequate.  
Note: Distance between belt and  
chute wall should be 1" to 2".

## 8" Eagle Claw Clamp & AR Liner




AR Liner designed for inside  
chute walls.

## 6" Low Profile Eagle Claw Clamp & AR Liner



AR Liner designed for inside  
chute walls.

# OMEGA SEAL AND CLAMP



PATENT NUMBER  
9938087

Taking our Sealing Edge Technology™ to a new level, our  
patented Omega Seal and Clamp will revolutionize your load  
zone.



35 DEGREE



20 DEGREE



PATENT NUMBER  
9938087



# CANOE LINERS / BUMPER BOARD

## Standard Canoe Liner



Available heights: 6" 8" 10" 12"

-Lengths of 48" and 60"  
-Thickness of 1" and 1-1/2"



## Heavy Duty Canoe Liner



Available heights: 10" 12" 14"

-Lengths of 48" and 60"  
-Thickness of 2"



## Canoe Hook Liner




Available height: 9"

-Lengths of 48" and 60"  
-Thickness of 1"



## Bumper Board



Available In:  
Heights of 6" 8" 10" 12"  
Lengths of 48" & 60"  
Thickness 2"




## AR 400 Replacement Liners



# SEALING & CONTAINMENT TECHNOLOGY (IN URETHANE OR RUBBER)

## URETHANE AND RUBBER SKIRTING

**BLUE-FLEX**




DUROMETER  
58A

**AG FLEX**




DUROMETER  
70A

**DELTA FLEX™**



DUROMETER  
72A

**SNAPFLEX**



DUROMETER  
70A

**WHITE-FLEX™**


**FOOD GRADE  
SKIRT BOARD**

*Material meets FDA criteria  
for the following: CFR 21.177.1680*




DUROMETER  
58A

**ORANGE  
RUBBER**




DUROMETER  
45A

**RED  
RUBBER**



DUROMETER  
40A

**EPDM  
RUBBER**




DUROMETER  
72A

*Designed for  
High Heat  
Applications*

**DELTA FLEX™**

**EPDM  
RUBBER  
M-Flex®**

*Designed for High Heat  
Applications*



DUROMETER  
65A

**EPDM  
RUBBER**

*Designed for  
High Heat  
Applications*



DUROMETER  
70A

# SEALING EDGE TECHNOLOGY

## SNAPFLEX

Our SnapFlex is designed to contain product consistently without adding pressure to your belt. Because of the way it seals without force, even if your belt starts walking, there is no worry that your skirting will walk off the belt. When installed with the custom channel options, there will be no need to adjust for the life of the skirting.

SnapFlex is the no-worry skirtboard.

- Chute too wide? *No problem.*
- Belt walking excessively? *No problem.*
- Limited chute space? *No problem.*
- No more clamps.
- No more adjustment.

*No more worries.*



SIZES AVAILABLE:  
8" 10" 12"

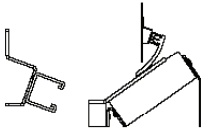
LENGTHS AVAILABLE:  
10' 25' 50'



## CHANNEL OPTIONS

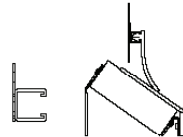
SFC20-02

Recommended for most "outside wall" applications.



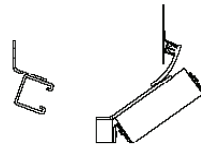
SFC90-01

Recommended for "inside chute wall" applications.

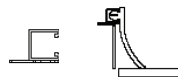


SFC20-01

Recommended for limited space applications only.



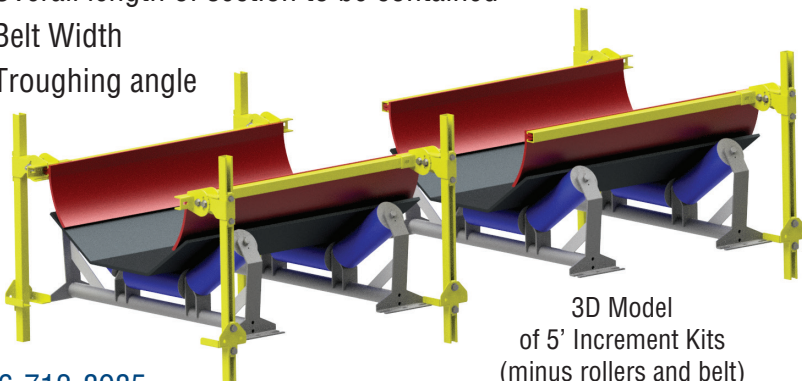
SFC90-02



## NON-CHUTE WALLS/NO PROBLEM

Required information for quote:

1. Overall length of section to be contained
2. Belt Width
3. Troughing angle



3D Model  
of 5' Increment Kits  
(minus rollers and belt)




1-866-713-8985

American Eagle Manufacturing-7

# BELT CLEANING TECHNOLOGY


## PRIMARY CLEANERS



**ECT Series**

EAGLE HIGH PERFORMANCE SERIES  
CLOSED TENSIONER

Patent Number  
8,485,344




**HP / HD Series**

EAGLE HIGH PERFORMANCE SERIES  
OPEN TENSIONER


BEFORE  
SELECTING THE  
PROPER BELT  
CLEANER, WE  
NEED TO KNOW...

- Belt Width
- Pulley Diameter
- Material Path
- Type of Belt Splice
- Material Type



**XHD Series**

EAGLE HIGH PERFORMANCE SERIES  
CLOSED TENSIONER




**SD Series**

EAGLE TORQUE TENSIONER  
SERIES

## PRIMARY CLEANER INSTALLATION ACCESSORIES

EAGLE MOUNTING PLATE  
SET W/HARDWARE



EAGLE STAND-OFF BRACKET  
SET W/HARDWARE



EAGLE EXTENSION BRACKET  
KIT W/HARDWARE




## BLADE EDGE TECHNOLOGY

RETRO FIT REPLACEMENT BLADES

**UNI-BLADE™**

*See Our Extensive Online Catalog  
for OEM Retrofit Blades.*



Patent Number  
12246927

**Ev-R-Wear™**

# BELT CLEANING TECHNOLOGY

## SECONDARY CLEANERS

**UNI-BLADE™**

Patent Number 12246927



**E75C SERIES  
NON-TENSIONED**


Blade Tip Options:

- Urethane
- AR400
- Carbide

**BLADE  
HEIGHTS 5" & 7"**

**UNI-BLADE™**

Patent Number 12246927



**E85C SERIES  
SPRING TENSIONED**


Blade Tip Options:

- Urethane
- AR400
- Carbide

**BLADE  
HEIGHTS 5" & 7"**

**UNI-BLADE™**

Patent Number 12246927




**NS7 SERIES  
NON-TENSIONED**

Blade Tip Options:

- Urethane
- AR400
- Carbide

**BLADE  
HEIGHTS 5" & 7"**

**POLY★STAR™**



**PMSC SERIES**



**E3 V-PLOW SERIES**



**E9 DIAGONAL PLOW  
SERIES**

# BELT ACCESSORIES


## EAGLE BEATER ROLLER



Designed to Fit Standard CEMA Rollers  
4" - 5" - 6"


### BENEFITS

- Cost - effective
- Works wide flat or low profile cleated belts
- Easy to Fit
- Maintenance Free



## EAGLE ALIGNMENT DISKS

Eagle Alignment Disks are designed to protect a mistracking belt from rubbing against a conveyor frame work, guarding against any side damage. This will extend the life of your belt and help reduce both side tear and premature belt failures.



*Product is best suited for lightweight belts that are no more than 1/2" thick and 42" wide.*



## EAGLE BELT GUIDE ROLLERS

The Eagle Belt Guide Roller is built to do two jobs - assist in belt tracking and eliminate the chance of severe belt edge damage.

As with everything we do, we want our products to make your job easier and make your conveyor run more smoothly.



### ANGLE BRACKET KIT EBGR-7-90



### REPLACEMENT ROLLER KIT EBGR-7-RO



### FLAT BRACKET KIT EBGR-7-FL




# SAFETY

---

Eagle Return Idler Guard



Safety Access Doors




Eagle Return Idler Basket



## CUSTOM CONVEYOR FLAT GUARDS


---





# EAGLE URETHANE SCREENS




**PIN & LEG  
STYLE  
URETHANE  
SCREEN PANEL**



12IN X 24IN  
8-PIN STYLE




**KNOCK DOWN  
STYLE  
URETHANE  
SCREEN PANEL**



12IN X 24IN  
CENTER PANEL


12" is for reference only.  
Actual width is 11.81/300mm





# EAGLE HYBRID SCREENS




**PIN & LEG  
STYLE  
HYBRID SCREEN  
PANEL**



12IN X 24IN  
8-PIN STYLE




**KNOCK DOWN  
STYLE  
HYBRID SCREEN  
PANEL**




12IN X 24IN  
CENTER PANEL

12" is for reference only.  
Actual width is 11.81/300mm



# EAGLE SIDE LINERS | WEDGES




Side liners are molded using 85A urethane around a steel structural insert, keeping the liner straight and rigid to maintain consistent placement in spite of vibration.



AEM's urethane wedge is designed to secure your side liners without the use of any type of fastener. For added strength, we've also molded around a steel plate for rigidity.

## URETHANE T-BARS



Replacement For  
Rubber Bucker-Up Strips

### Shaker Screen Protection

- ✦ Abrasion resistant
- ✦ Resists cuts and tears
- ✦ Impact resistant
- ✦ Positive gripping action


## TENSION RAILS

ALL STEEL AND URETHANE COVERED TENSION RAILS

- ✦ Hewitt-Robins®
- ✦ Cedar Rapids
- ✦ Telsmith®
- ✦ Pioneer
- ✦ JCI®
- ✦ Allis-Chalmers®
- ✦ Simplicity
- ✦ El-Jay
- ✦ Deister®




## TUBE COVERS



### BENEFITS

- ✦ Bolt on tube covers
- ✦ Orange color for high visibility
- ✦ Material 83A urethane
- ✦ Flange tabs for easy fastening
- ✦ Easy installation

# EAGLE SPRAY DEFLECTORS



High performance Eagle Spray Deflectors wash your material and clean screens more efficiently than any other design. This design allows for a larger diameter spray opening that will greatly decrease spray bar plugging. At the same time, the deflector spreads water over a larger area for improved washing, resulting in less maintenance and downtime.


# EAGLE SPRAY BAR SHIELDS



The Eagle Spray Bar Shield easily attaches to your current spray bar to deflect spray and divert it. Designed for screening and crushing applications.



# EAGLE DEBLINDING BARS



## BENEFITS:

- Increase Productivity
- Less Maintenance
- Screen Safe
- Works for Wet or Dry



# CLASSIFIER FLIGHT SHOES



## OEM Replacement Shoes available

American Eagle Manufacturing has forty years of experience in molding Urethane replacement classifier shoes for all major OEM equipment. AEM shoes are manufactured with high performance urethane. Engineered to offer high resistance to abrasion with low friction additives which will extend the life of our shoes in the most challenging applications.

## BENEFITS & FEATURES


- + Lighter than steel alternative
- + Non-corrosive
- + Less motor fatigue due to lighter weight
- + Less power consumption
- + Interchangeable between left and right screws

*Please use our worksheet when requesting a quote.*


# EAGLE MODULAR LINERS

## URETHANE LINER TYPES...

- Threaded Studs
- Bolt Down
- Magnetic
- Standard Sizes
- Custom Sizes



# EAGLE MAGNETIC LINERS




## SIZES AVAILABLE

- 12" x 12"
- 12" x 24"
- 12" x 48"

Custom Sizes Available  
Upon Request




# URETHANE SHEET



Urethane Sheet and Wear Liner material is manufactured from premium blends of urethane specifically designed for high abrasion resistance. We offer two standard durometers: 60A (soft) and 85A (hard). We offer solid urethane sheet in custom sizes up to 60x120.

We can mold urethane to steel backings upon request. Please give us the steel thickness when requesting a quote.




# PROTECT YOUR INVESTMENT





PLEASE CONTACT YOUR LOCAL  
MANUFACTURER'S REPRESENTATIVE  
FOR MORE INFORMATION



American Eagle Manufacturing LLC  
1 866 713 8985  
252 633 0603  
85 Taberna Way  
New Bern, North Carolina 28562  
[AmericanEagleManufacturing.com](http://AmericanEagleManufacturing.com)  
Copyright 2024

**EAGLE EDGE USA**

